

# CROP SUPPORT LINE



ISL Crop support line is an advanced polyester crop and fencing line. ISL crop support line is a cost effective alternative to steel wire with many benefits. ISL is used in orchards, vineyards, greenhouses, windbreak fences, shade cloth systems and more.

## > An environmentally neutral product

Does not leech any substances  
100% recyclable

## > Lightweight

1350m (1 reel) of 2.6mm ISL is just 10KG, over 5 times lighter than traditional steel wire!

## > Low maintenance

High resistance to UV, does not rust, retains tension under load, no permanent wire strainers required.

## > Soft and Supple

Can help to extend the life of your nettings.  
Less damage to crops - non abrasive

## > User friendly

Safer to install, smooth to handle.

## > ISL is stretchable

The ISL elasticity absorbs shocks, its shape memory allows it to spring back to its initial position without breaking shoots.

Meters per 2KG spool		2.2mm x 330m	2.6mm x 200m	
Meters per 10KG spool		2.2mm x 1880m	2.6mm x 1350m	
Breaking load (kg strength)*		209*	292*	
Longevity		15 years	15 years	
Materials		PET	PET	

\* Measurement realized by 

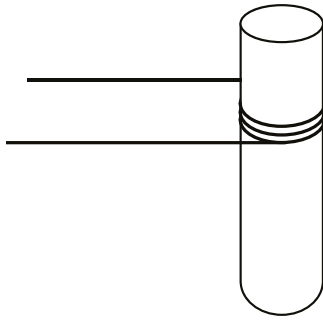


[www.cosio.co.nz](http://www.cosio.co.nz)  
0800 109 093

# INSTALLATION GUIDELINES



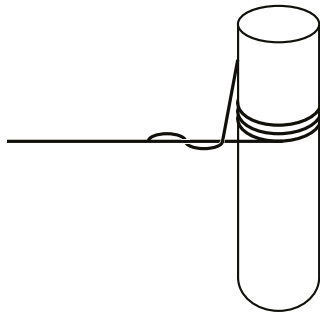
STEP 1



Do 3 turns around the post, and keep about 50cm to form the knot.



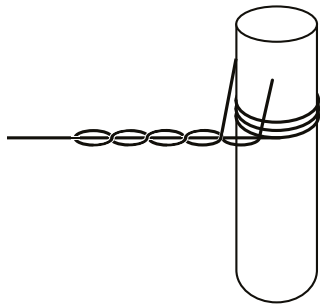
STEP 2



While holding the line to be strained in one hand, twist the tail 3 times around the strained line.



STEP 3



Twist the tail 3 times back in the post direction, then feed the tail back through the opening.

Crop support line is recommended to be strained around 1%, i.e 1m for every 100m of line.